

MODEL 14,000

With 14ft Heavy Duty Crane Body.



The Model 14,000 Crane & Service Truck body is engineered to exceed the requirements of the most demanding operator. The body is designed to be mounted on a 33,000 GVW or larger truck chassis. The unit is available in either single or tandem axle models. All Model 14,000 bodies feature four corner mounted fully hydraulic outriggers. The strength of the unit is the structural steel frame engineered to handle the most demanding load forces generated by continual use of the G2-14H 14,000 lb. crane. The doors and cabinets are built utilizing 10 gauge steel for heavy-duty use. All cabinets are 24" deep. Additional security is provided by the "Gang Lock" cabinet locking system, a feature exclusive to Feterl bodies. The 14,000 lb. Model G2-14H crane features a pistol grip, feather touch controller with a trigger speed control operation. An optional engine speed control package is also available. The G2-14H crane features a lifting capacity of 14,000 lb. at 80 degrees up to 22 feet. The G2-14H Crane is engineered and has been independently tested and certified to meet the design criteria of the ASME B30.5 and SAE J1063 Mobile Crane Specifications. Whatever your requirements are, Feterl has the right service truck body, crane, lubrication truck, lubrication trailer or portable lubrication skid system to meet you needs!

Feterl
Manufacturing Corp.

CALL TOLL FREE 800-367-8660 ■ 605-425-2206 ■ VISIT OUR WEBSITE AT WWW.FETERL.COM

with the model 14,000 you don't have to "tread lightly"



Model G2-14H 14,000 LB. CRANE

Crane Specifications

G2-14H 14,000 lb. Crane Designed to Meet ASME B30.5 Crane Specifications.

G2-14H 14,000 lb. Crane Design Tested and Certified to Meet the SAE J1063 Crane Testing Specifications.

Weight: 3000 lb.

Storage Dimensions: 185"L x 24"W x 54"H

Base plate dimensions: 24" x 24"

Horizontal Reach: 14' w/ HYD. Extension to 23'

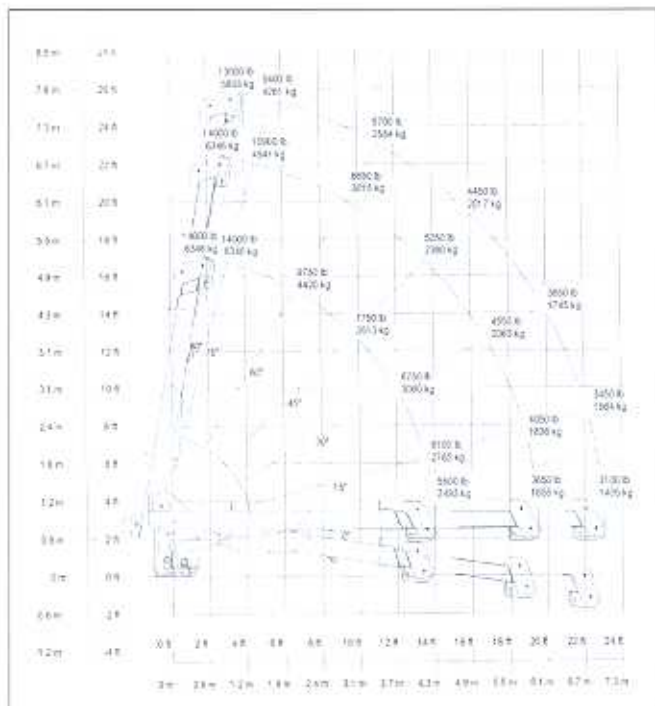
Vertical Reach: 17' w/ HYD. Extension to 26' Above Base Plate

Boom Elevation: -8° to 80°

Rotation: 370°

Cable: 95ft. (29m) of 1/2" (1.3 cm) IWRC cable, 7500 lb. (2495 kg) single line pull.

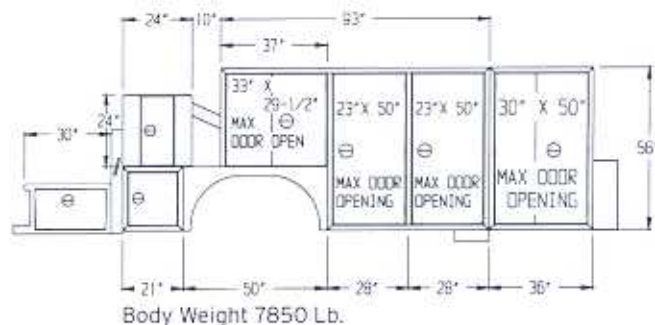
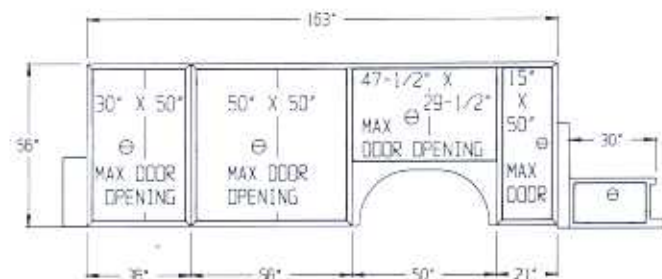
Winch speed: 15-20 ft./min. (4.6-6.1 m/min) single line pull, 7 1/2-10ft./min (2.3-3.0 m/min) double line pull.



Quality Standard Equipment

Four Year Limited PPG Paint Warranty

- | | |
|---|---|
| Complete Crane Manual | 10 Gauge Compartments |
| Back-up Alarm, Fire Extinguisher | Pressurized Compartments |
| SS "D" Handles | 10 Gauge Doors |
| Warning Triangles, Side Markers | Special Automotive Weather Stripping |
| Ziebart Undercoating | Nine Adjustable Shelves |
| Hydraulic Outriggers/Check Valve Front & Rear | Full Length Drip Rails |
| 1/4" Crane Towers | 50' Tread Plate Deck Area |
| HD Removable Tail Gate | Rear Step w/ Hand Rail |
| Hydraulic Oil Reservoir | Flush Mounted Lights |
| Custom Stainless Steel Hinges | Mud Flaps |
| Crane Saddle | Sleeved Substructure |
| PTO w/Single Stage Pump | Heavy Duty Step Bumper |
| 25' Control Cable | Wiring in Conduit/Loom |
| No Wheel Wells | Complete Filter System |
| Power Extensions on Cranes | Added Leaf Springs/Spacers |
| "The Gang Lock" | In-Deck Tie Downs |
| Heavy Duty Workbench | 60" Oxy/Acty compartment Chain Binder & Pockets |
| Hydraulic Oil Cooler | Power In & Out Outriggers |
| Thermostat Controlled | Feather Touch Crane Controls |
| Crane Overload Protection System | |



Quality Optional Equipment

- | | |
|-------------------------------|--|
| Drawers w/Ball Bearing Slides | Hydraulic Driven Air Compressor |
| Light Packages | Engine Driven Air Compressors (G or D) |
| Welder Decks | Welder/Generators (Gas or Diesel) |
| Mini Lube Systems | Evac. Systems |
| Electrical Plug-Ins | Bolt Bins |
| Top Covers/Fold Back or Other | Compartment Mtd. Air Compressors |
| Vise & Grinder Mounts | Extra ASME Air Tanks |
| Extra Shelving | Top Box Roll Out Tray |
| Compartment Lighting | Vinyl Covers |
| Extra Compartments | Side Mounted Tie Downs |
| Wireless Crane Controls | |



411 Center Ave. West, PO Box 398 Salem SD 57058
Phone (605) 425-2206 or Fax (605) 425-2183 • www.feteral.com
Toll Free (800) 367-8660